

Read Introduction



Clarify

Focus: What does the word liberty mean?

Page 3

Respond:

12 horizontal lines for writing a response.



Chapters to Read: 1



Text Feature: Diagram

Focus: What does the tablet mean that the Statue of Liberty is holding?

Pages 5

Respond:

12 horizontal lines for writing a response.



Chapters to Read: 2




Reading for Details

Focus: What does the Statue of Liberty stand for?

Page 7

Respond:

12 horizontal lines for writing a response.



Chapters to Read: 3

Skill

Reading for Details

Focus: Why was Eiffel chosen to make the frame for the Statue of Liberty?

Page 10-11

Respond:

12 horizontal lines for writing a response.



Read Conclusion

Skill

Text Feature: Timeline

Focus: When was the Statue of Liberty dedicated?

Page 14

Respond:

12 horizontal lines for writing a response.


# Our Statue of Liberty by Liane Onish

(Alvin Ailey Kids)  
Unit 3 Week 4

Beyond Level

Name: \_\_\_\_\_

Date: \_\_\_\_\_



Read Introduction




Clarify

Focus: What does the word liberty mean?

Page 2

Respond:

12 horizontal lines for writing a response.



Chapters to Read: 1



Text Feature: Diagram

Focus: What does the torch mean that the Statue of Liberty is holding?

Pages 5

Respond:

12 horizontal lines for writing a response.



Chapters to Read: 2




Reading for Details

Focus: Why did Edouard de Laboulay build the statue?

Page 6

Respond:

12 horizontal lines for writing a response.



Chapters to Read: 3

Skill


Reading for Details

Focus: Why was steel chosen to make the frame for the Statue of Liberty?

Page 10-11

Respond:

12 horizontal lines for writing a response.



Read Conclusion

Skill

Text Feature: Timeline

Focus: When was the Statue of Liberty dedicated?

Page 14

Respond:

12 horizontal lines for writing a response.


# Our Statue of Liberty by Liane Onish

(Alvin Ailey Kids)  
Unit 3 Week 4

On Level

Name: \_\_\_\_\_

Date: \_\_\_\_\_



Pages to Read: 2-3

Strategy


Clarify

Focus: What does the word liberty mean?

Page 3

Respond:

12 horizontal lines for writing a response.



Pages to Read: 4-5

Skill

Text Feature: Diagram

Focus: What does the torch mean that the Statue of Liberty is holding?

Pages 5

Respond:

12 horizontal lines for writing a response.



Pages to Read: 6-7

Skill


Reading for Details

Focus: Who were the three men that worked together to make the Statue of Liberty?

Page 6

Respond:

12 horizontal lines for writing a response.



Pages to Read: 8-11

Skill


Reading for Details

Focus: Why was steel used to make the Statue of Liberty?

Page 10-11

Respond:

12 horizontal lines for writing a response.



Pages to Read: 12-15

Skill

Text Feature: Chart

Focus: How many windows are in the Statue of Liberty's crown?

Page 14

Respond:

12 horizontal lines for writing a response.


# Our Statue of Liberty by Liane Onish

(Alvin Ailey Kids)  
Unit 3 Week 4

Approaching Level

Name: \_\_\_\_\_

Date: \_\_\_\_\_



Read Introduction

Strategy


Clarify

Focus: What does the word liberty mean?

Page 3

Respond:

12 horizontal lines for writing a response.



Chapters to Read: 1

Skill

Text Feature: Diagram

Focus: What does the torch mean that the Statue of Liberty is holding?

Pages 5

Respond:

12 horizontal lines for writing a response.



Chapters to Read: 2

Skill


Reading for Details

Focus: Who were the three men that worked together to make the Statue of Liberty?

Page 6

Respond:

12 horizontal lines for writing a response.



Chapters to Read: 3

Skill


Reading for Details

Focus: Why was steel used to make the Statue of Liberty?

Page 10-11

Respond:

12 horizontal lines for writing a response.



Read Conclusion

Skill

Text Feature: Timeline

Focus: When was the Statue of Liberty dedicated?

Page 14

Respond:

12 horizontal lines for writing a response.

Our Statue of Liberty  
by Liane Onish

(Alvin Ailey Kids)  
Unit 3 Week 4

English Language Version

Name: \_\_\_\_\_

Date: \_\_\_\_\_